

GE

Energy Connections

Model 3P667

Current Transformer Window Diameter 2.75"

Application

3 phase metering and motor overload protection.

Frequency

50-400 Hz.

Insulation level

600 Volts, 10 kV BIL full wave.

Terminals are brass studs No. 8-32 with one flatwasher and regular nut.

Flexible leads UL 1015, 105 °C, CSA approved, No. 16 AWG , 24" long are available.

Approximate weight 15 lbs.

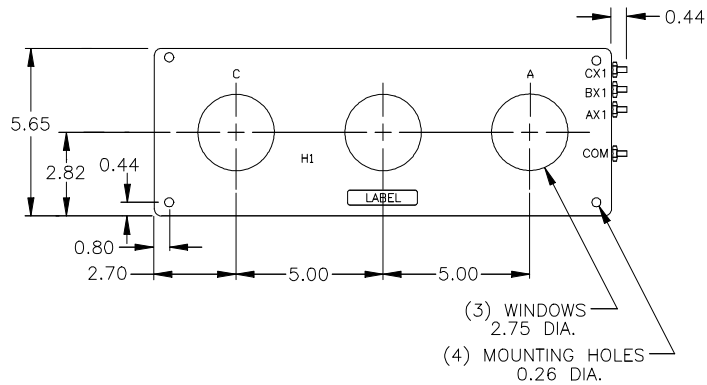
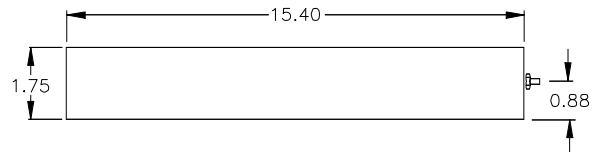
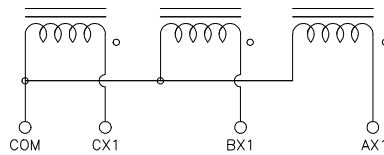
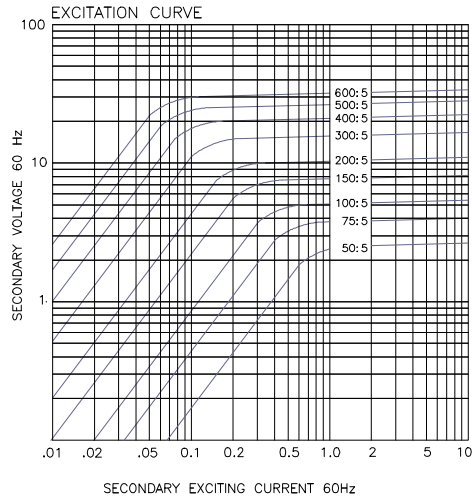


Data Table: Model 3P667

Catalog Number	Current Ratio	ANSI Metering Class at 60 Hz					Secondary Winding Resistance (Ω @ 75 °C)
		B0.1	B0.2	B0.5	B0.9	B1.8	
3P667-500	50:5	4.8	—	—	—	—	0.013
3P667-750	75:5	2.4	4.8	—	—	—	0.019
3P667-101	100:5	1.2	2.4	—	—	—	0.028
3P667-151	150:5	0.6	1.2	2.4	—	—	0.041
3P667-201	200:5	0.3	0.6	1.2	—	—	0.055
3P667-301	300:5	0.3	0.3	0.6	1.2	—	0.083
3P667-401	400:5	0.3	0.3	0.3	0.6	1.2	0.111
3P667-501	500:5	0.3	0.3	0.3	0.6	1.2	0.138
3P667-601	600:5	0.3	0.3	0.3	0.3	0.6	0.166



Model 3P667



Grid-AIS-L4-ITL_Model_3P667-1199-2017_05-EN. © Copyright 2017. General Electric Company and Instrument Transformers LLC reserve the right to change specifications of described products at any time without notice and without obligation to notify any person of such changes.

